

DIY CELEBRATION GUIDE

National School Lunch Week 2025



TEXAS DEPARTMENT OF AGRICULTURE
COMMISSIONER SID MILLER

This product was funded by USDA.
This institution is an equal opportunity provider.



October 2025
Squaremeals.org



DIY CELEBRATION GUIDE

What's inside?

- NSLW Brand Guide
- Bulletin Display/Photo Backdrop Guide
- Sticker Templates
- Printable Poster Guide
- Printable Chart/Background Guide
- Printable Banner Guide
- Printable Pattern and Texas Map Guide
- Themed Lunch Guide
- Daily Menu Template
- Weekly Menu Template
- Name/Menu Tags


NSLW BRAND GUIDE

Here you will find a reference guide providing ways to incorporate the NSLW theme colors when decorating your space and creating a Texas Tour adventure!


COLOR PALETTE




#fef9e9




#e9f5f3



#bad9d2



#dab8b6



#e5a174




#a9bf5a



#fcb415



#325924



#a34c24



#03234f



#3c2415

FONTS

DISPLAY

Adobe: Cubano

Canva: Lilita One

Google Docs: Lilita One

MS Word: Baloo Bhaijaan

BODY

Adobe: PT Sans Regular

Canva: PT Sans Regular

Google Docs: PT Sans Regular

MS Word: PT Sans Regular



BULLETIN DISPLAY/ PHOTO BACKDROP GUIDE

A travel-themed bulletin display can take your event to the next level as you celebrate National School Lunch Week (NSLW) with the theme “Texas Taste Tour: Your School Lunch Passport!”

Vibrant colored butcher paper paired with TDA’s printable resources will create an eye-catching display for students and staff to enjoy. Consider offering campus student service organizations or the Parent Teacher Association an

opportunity to assist with creating the showcase. Encourage staff and students to use your display as a Texas tour photo backdrop! It’s the perfect way to boost engagement and spread excitement across your campus community. Please download the **Display/Photo Prop** file to access a collection of printable graphics.

Need inspiration? Check out TDA’s examples below!




Assembly and How-To Guide
[available here.](#)



Use TDA provided graphics of trucks, maps, and train tracks to illustrate road trip fun! Downloadable graphics can be printed, colored, and attached to craft sticks for selfie props or printed and adhered to a bulletin board or lunch line.



Don't forget to tag TDA on social media!
We're excited to see how your campus celebrates NSLW 2025.
#TXNSLW25 #NSLW25
#TexasTasteTour25
#YourTXSchoolLunchPassport25



PRINTABLE POSTER GUIDE: CHOOSE YOUR SIZE!

Choose your size, download, and print!

Oversized Poster

Tiled (8.5x11") (Final size 20x26")

Easily produced on most standard personal printers.

Taped together and displayed as one large piece.

Assembly and How-To Guide [available here](#).

Custom Print (20x26")

Coordinate with your local print shop to produce



Tabloid (11x17")

Easily produced on most standard business printers.



Letter (8.5x11")

Easily produced on most standard business printers.



PRINTABLE CHART GUIDE: CHOOSE YOUR SIZE!

Choose your size, download, and print!

Oversized Chart

Tiled (8.5x11") (Final size 20x26")

Easily produced on most standard personal printers.

Taped together and displayed as one large piece .

Assembly and How-To Guide [available here](#).

Custom Print (20x26")

Coordinate with your local print shop to produce



Tabloid (11x17")

Easily produced on most standard business printers.



Letter (8.5x11")

Easily produced on most standard business printers.




PRINTABLE BANNERS GUIDE: CHOOSE YOUR SIZE!

Choose your size, download, and print!

Letter (8.5x11")

Easily produced on most standard personal printers. Taped together and displayed as one large banner.



Oversized (36x72")

Coordinate with your local print shop to produce.



PRINTABLE PATTERN AND TEXAS MAP GUIDE: CHOOSE YOUR SIZE!

Choose your size, download, and print!


Oversized Pattern

Tiled (8.5x11") (Final size 20x26")

Easily produced on most standard personal printers.

Taped together and displayed as one large piece .

Assembly and How-To Guide [available here](#).



Custom Print (20x26")

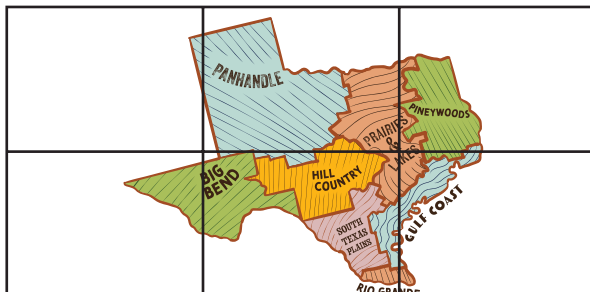
Coordinate with your local print shop to produce



Oversized Map

Tiled (8.5x11") (Final size 20x16")

Easily produced on most standard business printers.



Tabloid (11x17")

Easily produced on most standard business printers.





NATIONAL SCHOOL LUNCH WEEK

THEMED LUNCH GUIDE

Planning school lunch celebrations that engage students and increase participation can sometimes feel like uncharted territory. That's why we've crafted this travel guide for National School Lunch Week 2025!



Themed Food Item Names

Navigate lunchtime like a seasoned traveler with creative menu name tags for the theme "Texas Taste Tour: Your School Lunch Passport."

Entrées

- Cruise Control Chicken [nuggets/strips/patties/fried steak]
- Railroad Rice
- Cruisin' [name of casserole] Casserole
- Locomotive Lasagna
- Rest Stop [name of wrap] Wrap
- Texas Turnpike Tacos
- Boarding Pass [flavor] Pizza
- Fuel-Up Flatbread
- Drive-In Diner Burger
- Scenic Route Spaghetti
- Pasta Passport Penne
- Map-It Marinara
- Mileage Mac & Cheese
- Green-Light Grilled Cheese
- Corn Dog Cruiser
- Traffic Light Tater Tots

Fruits


- Bus Stop Bananas
- Freeway Fruit Cup
- Texas Sky Strawberries
- Cantaloupe Crosswalk
- Gearshift Grapefruit
- Grapefruit Getaways!
- Overpass Oranges
- Fresh Produce Parkway
- Mile Marker Mangoes

Vegetables

- Souvenir Salad Sampler
- Backroad Broccoli
- Street Stop Salad Bar
- Speedway Sweet Potatoes
- Train Track Tomatoes
- Tollway Tomatoes
- Toll-Free Tomatoes
- Conductor's Carrots
- Cucumber Compass
- Mixed Veggie Vroom
- Pit Stop Peas
- Carpool Corn on the Cob

Milk

- Conductor's Choice Milk
- Texas Treat Chocolate Milk
- Passport Stamp Strawberry Milk
- Scenic Route Sip [+ flavor]
- Railroad Refreshment [+ flavor]
- Mileage Milk [+ flavor]





NATIONAL SCHOOL LUNCH WEEK

THEMED ACTIVITIES

Fun activities will help students visualize their journey to good nutrition. These fun and engaging activities require little to no additional preparation from the nutrition team.

Texas Taste Testing

Provide samples of food or produce from different regions of Texas – like Hill Country peaches and Texas red grapefruits. We encourage you to utilize TDA's digital resources and photo props that incorporate ready-to-use graphics and information. Be sure to gather student input on the items and include signage featuring origin stories and fun nutrition facts!

Destination of the Day -OR- Daily Destination

Make your taste test a week-long adventure by highlighting unique Texas meals each day in the cafeteria! Students can track where they've visited using a passport sticker sheet (for example, El Paso Eats on taco day), and children that visit all five destinations can have the opportunity to enter a raffle and win a prize.

Design Your Own School Bus

Students can design and name their own personal school bus that would travel across the state and serve a specific type of lunch meal. Use TDA's printable truck coloring page as a resource for students to customize. These finished drawings can be displayed in the cafeteria to celebrate student creativity and make your NSLW decorating as simple as possible!

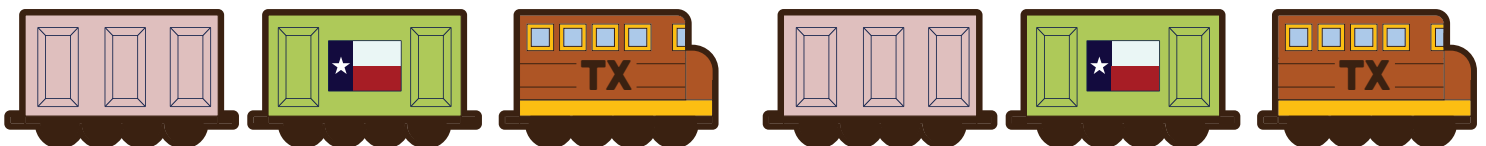
Road Trip Map

Get from the bottom of the Rio Grande to the top of the panhandle by tracking NSLW participation! Print and laminate a large Texas graphic of your choice available at [SquareMeals](https://www.squaremeals.com), define a scale for your map (for example, 1 inch = 200 reimbursable lunches) that fits the needs of your school – and the size of your Texas printout – to get students excited about watching the bar rise at the end of each day when the total meals sold are calculated. Set a feasible campus goal, extend the line upwards each day following your scale, and celebrate when it is achieved!

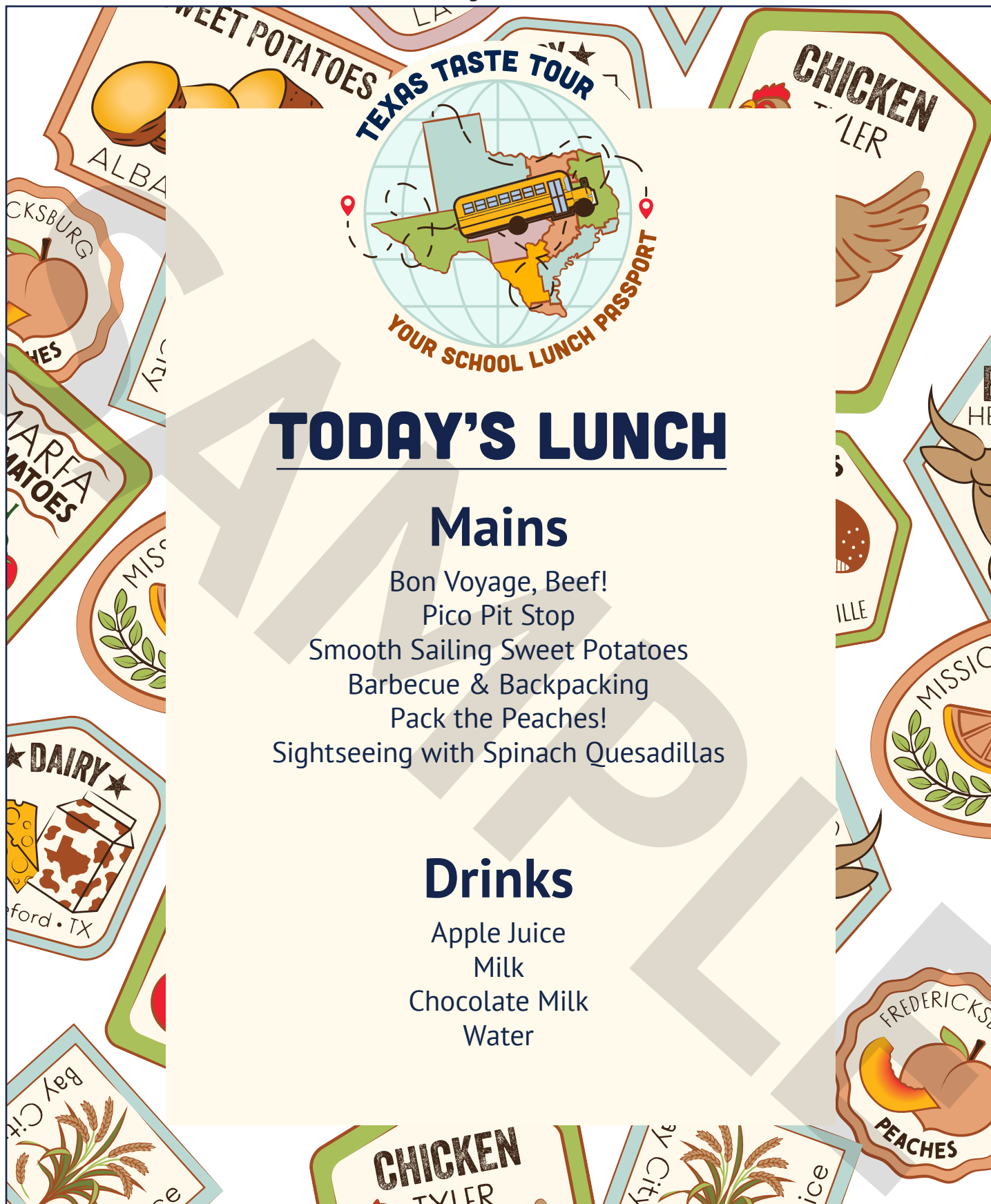
Pin the Texas City

This twist on “Pin the Tail on the Donkey” involves students attempting to pin an item like a sticker on a specific Texas city – maybe even one in a region where the day's lunch meal is from. For quick and simple setup, laminate TDA's Texas map template and provide dry-erase markers that students can use to participate. Switch the correct location for every day of NSLW to facilitate engagement, and students who accurately pinpoint the city may have an opportunity to earn a fun giveaway item!

These themed, low-prep lunch materials will make your cafeteria vibrant and bustling with student engagement while promoting “Texas Taste Tour: Your School Lunch Passport.”



Daily Menu Example: Download and save the blank template on the following page. Place the file into your preferred text editing software (Adobe Acrobat, Word, PowerPoint, etc.) and add your custom text. Be sure to reference the NSLW Brand Guide on Page 3 for fonts and colors.





TODAY'S LUNCH

Mains

Drinks

Weekly Menu Example: Download and save the blank template on the following page. Place the file into your preferred text editing software (Adobe Acrobat, Word, PowerPoint, etc.) and add your custom text. Be sure to reference the NSLW Brand Guide on Page 3 for fonts and colors.



NATIONAL SCHOOL LUNCH WEEK

Menu

Monday

Chile'n in First-Class - Chile Verde Rice Bowl

Tuesday

Sightseeing with Spinach Quesadillas; - Chicken Spinach Quesadilla

Wednesday

Pico Pit Stop - Pico de Gallo

Thursday

Smooth Sailing Sweet Potatoes - Sweet Potato Delight

Friday

Bon Voyage, Beef! - Beef and Chimichurri Rice Bowl

NATIONAL SCHOOL LUNCH WEEK

Menu

Monday

Tuesday

Wednesday

Thursday



Friday






Name/Menu Tags

Print, cut out, and write student's names or a menu item for serving. Fold in half to create a tabletop name tent card or adhere flat to any tour stop that needs signage



Name/Menu Tags

Print, cut out, and write student's names or a menu item for serving. Fold in half to create a tabletop name tent card or adhere flat to any tour stop that needs signage



Name/Menu Tags

Print, cut out, and write student's names or a menu item for serving. Fold in half to create a tabletop name tent card or adhere flat to any tour stop that needs signage