

# ACTIVITY KIT

National School Lunch Week 2025

## TEXAS TASTE TOUR



TEXAS DEPARTMENT OF AGRICULTURE  
**COMMISSIONER SID MILLER**

This product was funded by USDA.  
This institution is an equal opportunity provider.



October 2025  
Squaremeals.org



# NATIONAL SCHOOL LUNCH WEEK

## NUMBER TO 10

Color the milk cartons to match the number in each row.

4 

1 

7 

2 

8 

3 

10 

6 

9 


5 




# NATIONAL SCHOOL LUNCH WEEK

## HOW MANY?


How many cheeses are in each set? Write the Number.




\_\_\_\_\_



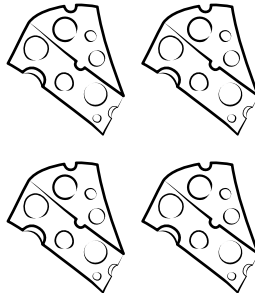
\_\_\_\_\_




\_\_\_\_\_



\_\_\_\_\_



\_\_\_\_\_




\_\_\_\_\_



# NATIONAL SCHOOL LUNCH WEEK

Color or circle the Texas foods!










# NATIONAL SCHOOL LUNCH WEEK

## TEXAS TASTE: FOOD ADDITION

Add up the items below by counting them aloud.





# NATIONAL SCHOOL LUNCH WEEK

## LOCOMOTIVE LOGIC LUNCH PUZZLE

Addition & Subtraction Within 20

Find the value of each picture. Each picture has the same value across equations.

$$\text{Milk Carton} + 4 = 20$$

$$4 + \text{Cheese} = \text{Milk Carton}$$

$$\text{Cheese} - \text{Grapefruit} = \text{Grapefruit}$$

$$\text{Milk Carton} - \text{Spinach} = \text{Grapefruit}$$

Write the value of each picture.

$$\text{Milk Carton} = \underline{\hspace{2cm}}$$

$$\text{Cheese} = \underline{\hspace{2cm}}$$

$$\text{Grapefruit} = \underline{\hspace{2cm}}$$

$$\text{Spinach} = \underline{\hspace{2cm}}$$

Answer Key: Milk = 16, Cheese = 16, Grapefruit = 6, Spinach = 10



# NATIONAL SCHOOL LUNCH WEEK

## TRAVELING TRAIL MIX

Un-mix the words.

1. ahnipsc

---

---

---

2. rfgiupreat

---

---

---

3. eschee

---

---

---

4. mkli

---

---

---

5. befe

---

---

---

6. omtota

---

---

---

7. eccnhik

---

---

---

8. cehap

---

---

---

## Word Box

Chicken	Peach	Cheese	Spinach
Milk	Grapefruit	Beef	Tomato



# NATIONAL SCHOOL LUNCH WEEK

## LUNCH WORD SEARCH

Words can be found in any direction (including diagonals) and can overlap each other. Use the word bank below.

K E N L H Z N E M S  
F H S A C I S I F M  
N I S U A E L J K E  
E S V R E K F J I M  
K C G H P E B F O J  
C D C S J C L M T X  
I Y U X P I D U A X  
H M U S H R O O M S  
C E B E E F U L O M  
X S P I N A C H T J

1. tomato
2. grain
3. peach
4. beef
5. milk
6. chicken
7. rice
8. cheese
9. spinach
10. mushrooms



# NATIONAL SCHOOL LUNCH WEEK

## TASTE TRAVEL WORD SEARCH

Words can be found in any direction (including diagonals) and can overlap each other. Use the word bank below.

B I N O C U L A R S  
U E V L S T A M P X  
P I R T D A O R H P  
B A C K P A C K I A  
C S U T C A C I G S  
R A I L R O A D H S  
D S T O O B Y E W P  
D K H K Q J D X A O  
N R O H G N O L Y R  
J R R E V F X F S T

1. boots
2. highways
3. stamp
4. binoculars
5. cactus
6. passport
7. longhorn
8. railroad
9. backpack
10. roadtrip



# NATIONAL SCHOOL LUNCH WEEK

## LUNCH WORD SEARCH (ADVANCED)

Words can be found in any direction (including diagonals) and can overlap each other. Use the word bank below.

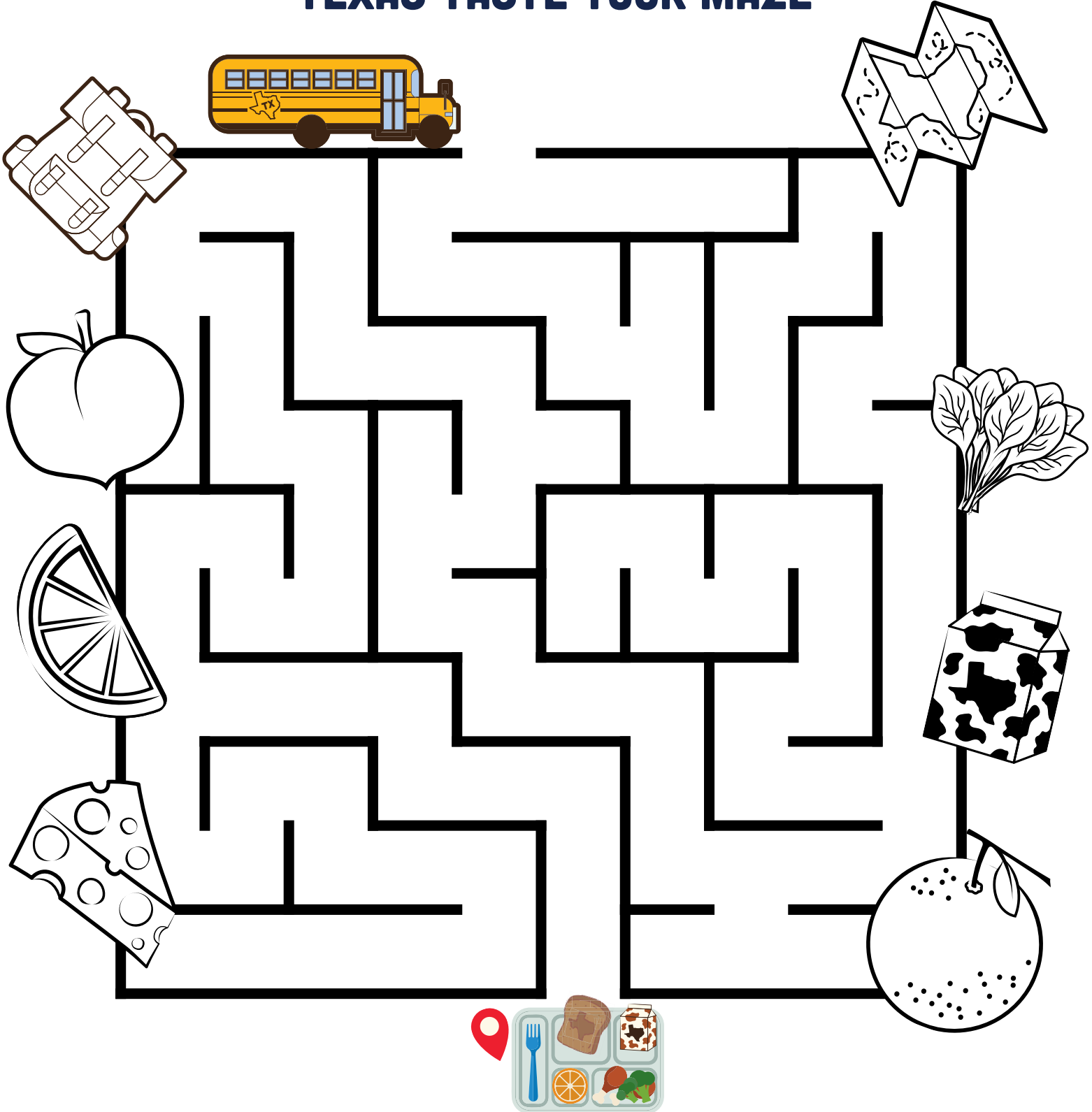
C W T T L I X G K K N Z J S Q N T H G H  
 K L H V W D G J B W C D P K P D H O O P  
 J H U C T K W R R M O R N H T I M D R T  
 F E Y M B T O N N F R E L B O V N X C K  
 U Y O E E C U N S V F C G C T N G A B N  
 Q Q X N C E Z O L G E H Q U A N T J C I  
 B A L O A L C L E Q E I O K M E E J K H  
 L E L O I A T E I Q B C C S O Y D F C S  
 U I V H R C I M D O O K G X T C F T A M  
 E Z Y R F I A R D T Z E O G U T P B P O  
 B F O R A N G E A B E N T X Q O A S Y O  
 E T H Q L E O T N K B Z R Y T V D R J R  
 R C B N T K O A I D O V M A R E R T O H  
 R M H R A P L W R R Z N T X L E R L V S  
 Y I K M T B A B T B X O L P B L X M F U  
 S I P E A A Y N H L I J P W G F V W X M  
 I I E Q H B A T W D G A A J N A R T G C  
 W W J U E L Q K T I U R F E P A R G D V  
 S N N Z I S Z S F O T Q R P F D J T H C  
 R Y I C V I Z V S S M S B U Z Y S S M E

- |                 |             |               |                |
|-----------------|-------------|---------------|----------------|
| 1. mushrooms    | 5. apple    | 9. orange     | 13. broccoli   |
| 2. beef         | 6. cilantro | 10. blueberry | 14. strawberry |
| 3. carrot       | 7. chicken  | 11. tomato    | 15. watermelon |
| 4. sweet potato | 8. spinach  | 12. potato    | 16. grapefruit |



# NATIONAL SCHOOL LUNCH WEEK

## TEXAS TASTE TOUR MAZE



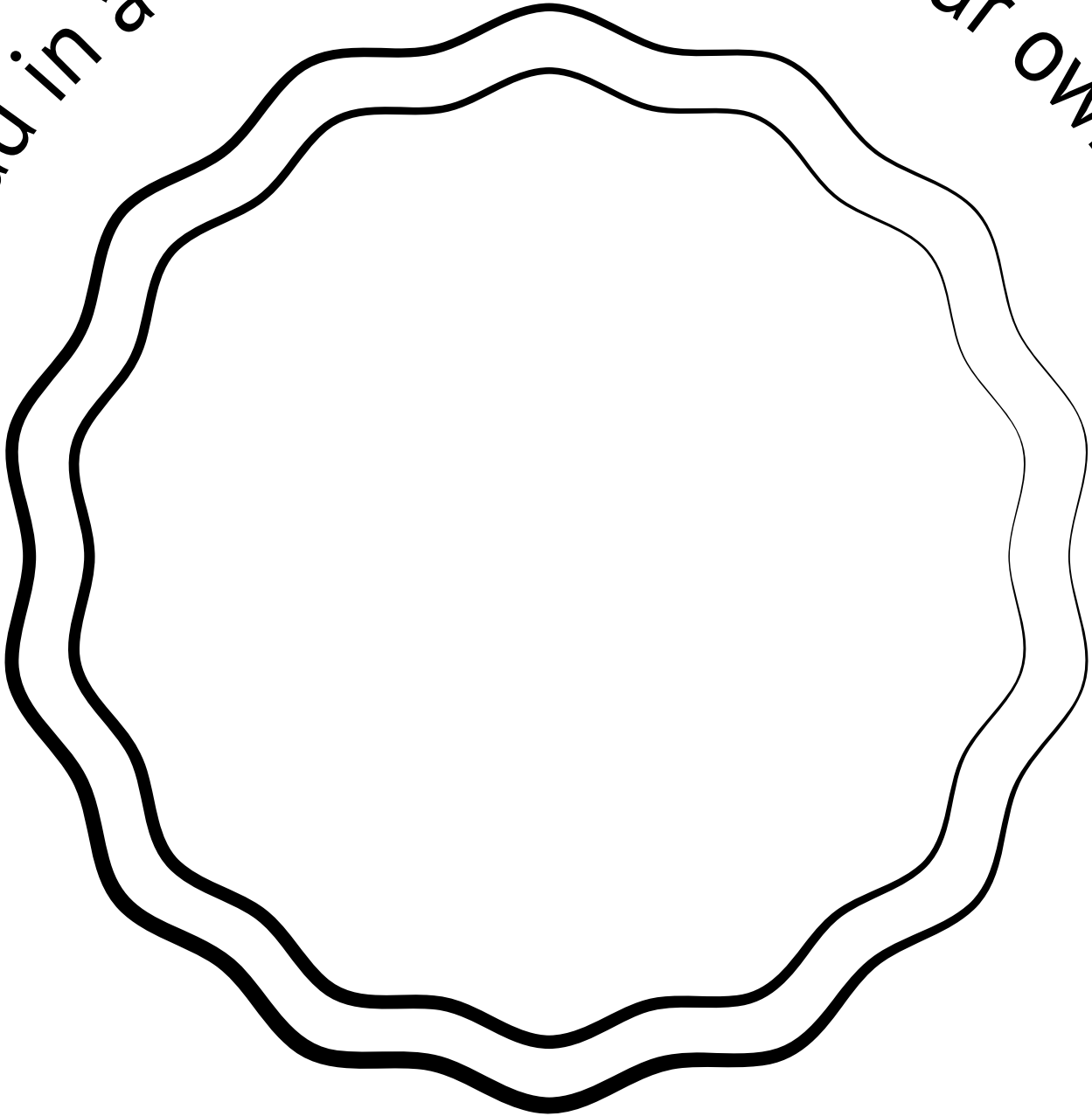



# NATIONAL SCHOOL LUNCH WEEK

## TEXAS TASTE TOUR MAZE (ADVANCED)

The maze is a complex grid of black lines forming a square with a large internal square cutout. The maze is surrounded by various icons: a school building (top left), a yellow school bus with a Texas map on its side (top center), a paper airplane (top right), an apple (middle left), a slice of orange (middle left), a wedge of Swiss cheese (bottom left), a carton of milk (middle right), a red location pin (bottom center), a school lunch tray with a fork, bread, orange, apple, and vegetables (bottom center), a bunch of leafy greens (middle right), and a whole orange (bottom right).

Add in a Taste Tour stop of your own!





Name \_\_\_\_\_

Birthday \_\_\_\_\_

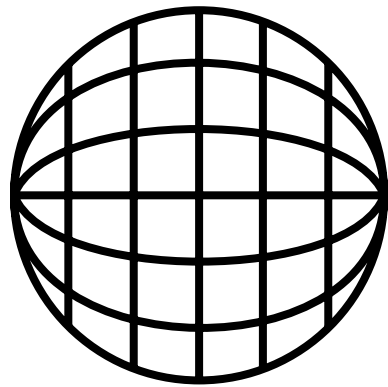
School \_\_\_\_\_

Favorite Food \_\_\_\_\_

Signature \_\_\_\_\_




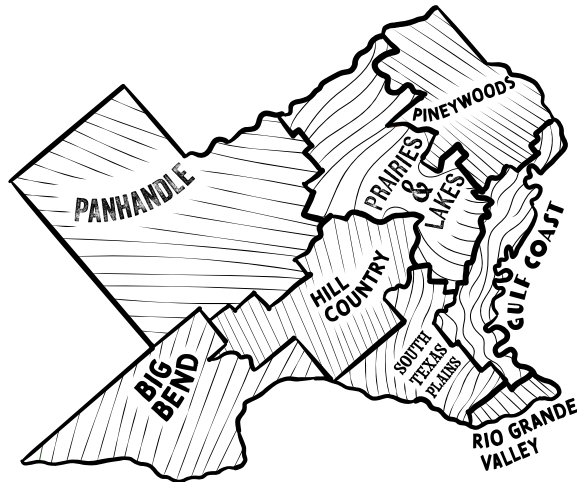
# SCHOOL LUNCH PASSPORT





TX



# TEXAS TASTE TOUR

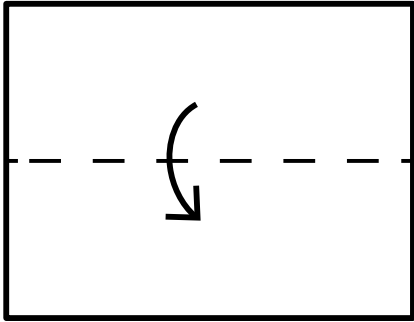


TELL US YOUR OWN  
TRAVEL ADVENTURE!




# DIY PASSPORT

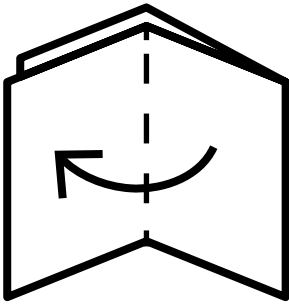
1. Hot dog fold in half.



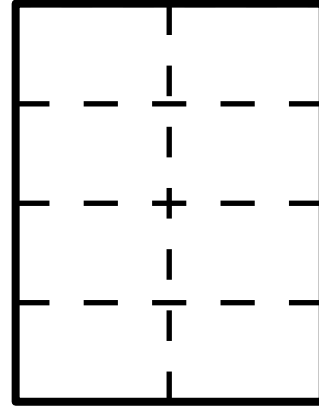
2. Hamburger fold in half.



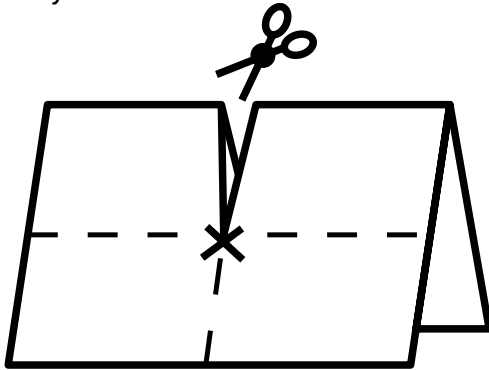
3. Hamburger fold in half, again.



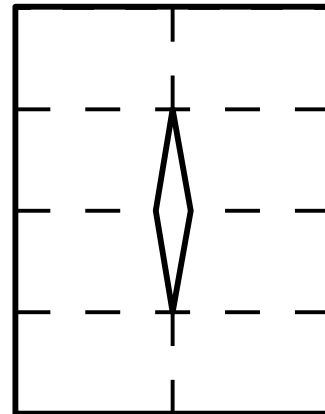
4. Unfold to reveal all 8 sections.



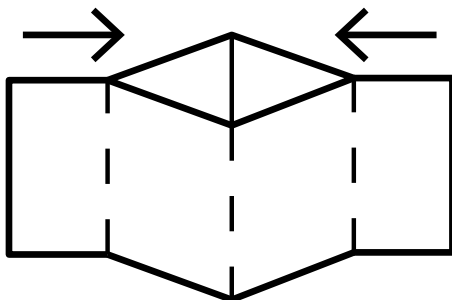
5. Hamburger fold in half, and cut halfway down the middle.



6. Unfold to look like this.



7. Hot dog fold in half, and push together.



8. Arrange so that the globe is on the cover page. Now you're ready to embark on your next adventure!

