



2026 NSBW DIY Toolkit



TEXAS DEPARTMENT OF AGRICULTURE
COMMISSIONER SID MILLER

This product was funded by USDA.
This institution is an equal opportunity provider.




March 2026
Squaremeals.org



DIY Toolkit

What's inside?

- **NSBW Brand Guide**
- **Bulletin Display / Photo Backdrop Guide**
- **Sticker Templates**
- **Printable Posters**
- **Printable Chart / Background Guide**
- **Printable Banner**
- **Themed Lunch Guide**
- **Daily Menu Template**
- **Weekly Menu Template**
- **Name/ Menu Tags**






2026 NSBW Brand Guide

Use this guide as a reference for NSBW theme colors and fonts to help decorate your space and create materials that bring The Quest for School Breakfast to life across your campus.


Color Palette



#DE2B26



#F2B143




#828FB0



#F4F1DC



#717170



#41190F



#9E9D9C



#839D9A



#41190F


Fonts

Display:

- CC Goth Chic Black
- Dutch Medieval Pro Regular

Body:

- Aptos Regular
- Aptos Semi-Bold
- Aptos Bold





Bulletin Display and Photo backdrop guide

A Texas themed display can elevate your celebration as you bring “The Quest for School Breakfast” to life for National School Breakfast Week (NSBW)!

Butcher paper paired with TDA’s printable resources can help create an engaging thematic display for students and staff to enjoy. Consider inviting campus student organizations or your Parent Teacher Association to help design and build the display. You can also encourage students and staff to use the space as a quest-

themed photo backdrop, perfect for boosting participation and excitement throughout your campus.

To get started, download the Display/Photo Prop file for a collection of printable graphics designed to support your Quest for School Breakfast décor.

Need inspiration? Explore TDA’s examples below!



**Assembly and How-To Guide
available at [SquareMeals.org](https://www.squaremeals.org)**



Use TDA provided medieval graphics to illustrate The Quest! Downloadable graphics can be printed, colored, and attached to craft sticks for selfie props or printed and adhered to a bulletin board or lunch line.



Don't forget to tag TDA on social media! We're excited to see how your campus celebrates NSBW 2026!

#NSBW26 #TexasBreakfastQuest #TXSBW

Sticker Template: 2x2" Circle Stickers
(Avery Blank Template For Presta® 94501)





Printable Poster Guide

Choose your size, download, and print!

Tiled Oversized Poster (Final size 20x26")

Made up of individual 8.5x11 prints, this poster is easily produced on most standard printers. Assembly and How-To Guide available [here](#).



Oversized Poster (20x26")

Coordinate with your local print shop to produce.




Tabloid (11x17")

Easily produced on most standard business printers.



Letter (8.5x11")

Easily produced on most standard business or personal printers.





Printable Chart Guide

Choose your size, download, and print!

Tiled Oversized Chart (Final size 20x26")

Made up of individual 8.5x11 prints, this poster is easily produced on most standard printers. Assembly and How-To Guide available [here](#).




Oversized Chart (20x26")

Coordinate with your local print shop to produce.



Tabloid (11x17")

Easily produced on most standard business printers.





Printable Banners

Choose your size, download, and print!



Tiled Banner (Final size 8.5x66" or 8.5x55")

Made up of individual 8.5x11 prints, this banner is easily produced on most standard personal printers. Tape the individual prints together and displayed as one large banner.



Oversized Banner (36x72")

Coordinate with your local print shop to produce.





Themed Breakfast Guide

Menu planning doesn't have to be a Knight-mare! Because fun theme menus can engage students and boost participation, we've created this Breakfast Quest Guide to help you add a layer of medieval magic to your menu.

Themed Food Item Names


Fun food names that spark creativity and imagination can inspire students to participate in The Quest for School Breakfast.

Entrées

- Squire's Scramble
- Magic Muffins
- Dragon's Breath Toast
- Par-Fae Fit for a King
- Round Table Bagels
- Castle Crunch Cereal
- Elven Oats
- Sacred Smoothie
- Royal pork medallions
- Wizardy Waffley cakes
- Crispy Tavern Taters
- Crescent Moon Croissants

Fruits

- Fairy Fruit Bowl
- Strawberry Gems
- Quest Cantaloupe
- Glorious Grapefruit
- Magic Orange Orbs





Themed Activity Guide

These quest-themed, low-prep activities will help transform your cafeteria into a lively space filled with discovery and excitement while promoting The Quest for School Breakfast.

Ren-Fest Taste Test

Invite students to sample breakfast foods or produce featured along the quest—such as Texas-grown citrus, fresh fruits, or whole-grain items served at breakfast. We encourage you to use TDA’s digital resources and photo props, which include ready-to-use graphics and nutrition information. Be sure to gather student feedback on the foods they try and include signage that shares fun nutrition facts and “quest notes” about each item.

Quest of the Day

Turn your breakfast celebration into a multi-day adventure by featuring a different “quest challenge” each day in the cafeteria. Students can track their progress using a quest tracker or sticker sheet, earning a mark for each day they participate. Students who complete all challenges may have the opportunity to enter a raffle or earn a small prize.

Design Your Own Shield

Invite students to design and name their own shield or banner that represents a breakfast hero or team. Use TDA’s printable coloring pages as a starting point for students to customize their designs. Display finished artwork in the cafeteria to celebrate creativity while making NSBW decorating simple and student-driven.


Quest Progress Map

Track participation throughout NSBW by creating a quest progress map in your cafeteria. Choose a graphic—such as a path, castle, or kingdom—and define a scale that fits your school (for example, 1 symbol = 100 breakfasts served). Update the display daily as totals are calculated and celebrate when your campus reaches its goal.

Knight’s Oath Breakfast Pledge

Invite students to take the Knight’s Oath to Start Strong, a simple pledge to enjoy school breakfast and fuel their quest each morning. After eating breakfast, students can recite or read a short, fun oath (posted in the cafeteria or on table tents) and receive a stamp, sticker, or wristband marking them as an official Breakfast Knight for the day. Campuses can display a large “Hall of Heroes” poster where students add their name or symbol after taking the oath, reinforcing positive habits while building a sense of pride and community—no daily tracking required.

Each of these activities encourages participation, imagination, and healthy habits—all with minimal additional preparation from school nutrition staff.



Daily Menu Example: Download and save the blank template on the following page. Place the file into your preferred text editing software (Adobe Acrobat, Word, PowerPoint, etc.) and add your custom text. Be sure to reference the NSW Brand Guide on Page 3 for fonts and colors.





Today's Breakfast

Mains

Drinks

Weekly Menu Example: Download and save the blank template on the following page. Place the file into your preferred text editing software (Adobe Acrobat, Word, PowerPoint, etc.) and add your custom text. Be sure to reference the NSW Brand Guide on Page 3 for fonts and colors.



The Quest for School Breakfast

National School Breakfast Week

Menu

Monday

Par-Fae Fit for a King

Layers of creamy yogurt, fresh fruit, and crunchy granola for a royal balanced breakfast.

Tuesday

Squire Scramble

Protein-rich scrambled eggs with cheese and vegetables, prepared fresh

Wednesday

Wizardy Waffley Cakes

Golden waffle cakes cooked until crisp on the outside and tender inside, for a magical breakfast favorite.

Thursday

Crescent Moon Croissants

Soft, flaky croissants baked until golden and gently crisp on the outside.

Friday

Elven Oats

A warm bowl of wholesome oatmeal, slow-cooked for a smooth, satisfying texture.



The Quest for School Breakfast

National School Breakfast Week

Menu

Monday

Tuesday

Wednesday

Thursday

Friday



Name/Menu Tags

Print, cut out, and write student's names or a menu item for serving. Fold in half to create a tabletop name tent card or adhere flat to any tour stop that needs signage

